

MATHRUSRI RAMABAI AMBEDKAR DENTAL COLLEGE & HOSPITAL

(Founded by : Ananda Social & Educational Trust)
ISO 9001:2015 CERTIFIED

Affiliated to Rajiv Gandhi University of Health Sciences
Recognised by Dental Council of India

1/36, Cline Road, Cooke Town, Bengaluru - 560 005
Ph: 080 - 2546 0747 www.mradc.in

Objective methods to measure and certify attainment of specific clinical competencies by BDS students/interns as stated in the undergraduate curriculum by the Dental Council of India adopted by each Department.

DEPARTMENT OF PERIODONTICS

The institution follows the curriculum specified in the BDS regulation 2007 and RGUHS curriculum 2011 for acquiring the necessary clinical competencies during BDS course/internship. There is a prescribed 2130 hours of total clinical training for the students during their 4 years of course and 1920 clinical hours during the internship. In that, the 3rd BDS students have 70 hours and 4th BDS students have 100 hours of clinical training in the Department of Periodontics.




Protocol followed for 3rd BDS students –

1st Posting	Day 1-Day 5	Discussion of clinical topics
	Day 6	Patient Demonstration
	Day 7 onwards	Hand scaling on patients with chair side discussions - 5 cases
	Daily assignments	
2nd Posting		Hand scaling on patients with chair side discussions – 5 cases
		Daily assignments
		End posting exam

P.R.P.

PRINCIPAL

M.R. Ambedkar Dental College & Hospital
Bengaluru - 560 005



MATHRUSRI RAMABAI AMBEDKAR DENTAL COLLEGE & HOSPITAL

(Founded by : Ananda Social & Educational Trust)
ISO 9001:2015 CERTIFIED

Affiliated to Rajiv Gandhi University of Health Sciences
Recognised by Dental Council of India

1/36, Cline Road, Cooke Town, Bengaluru - 560 005
Ph: 080 - 2546 0747 www.mradc.in

Protocol followed for 4th BDS students –

1st Posting	Day 1-Day 4	Discussion of clinical topics
	Day 5	Patient Demonstration of periodontal status
	Day 6 onwards	Hand scaling on patients with chair side discussions - 10 cases
	Daily assignments	
	End posting exam	
2nd Posting		Hand scaling on patients with chair side discussions – 10 cases
		Daily assignments
		End posting exam

Internship training in Department of Periodontics


1.	Discussion on ultrasonic scaling and infection control
2.	Oral prophylaxis – 30 cases
3.	Assisting and documenting surgical cases – 02
4.	Community awareness program – 01
5.	Project submission - 01



P.R.P.

PRINCIPAL

M.R. Ambedkar Dental College & Hospital
Bengaluru - 560 005



MATHRUSRI RAMABAI AMBEDKAR DENTAL COLLEGE & HOSPITAL

(Founded by : Ananda Social & Educational Trust)
ISO 9001:2015 CERTIFIED

Affiliated to Rajiv Gandhi University of Health Sciences
Recognised by Dental Council of India

1/36, Cline Road, Cooke Town, Bengaluru - 560 005
Ph: 080 - 2546 0747 www.mradc.in

DEPARTMENT OF PEDIATRIC & PREVENTIVE DENTISTRY

The institute follows RGUHS Curriculum 2011 and DCI curriculum 2007 for BDS students for acquiring the necessary clinical competencies during BDS course/internship. There is a prescribed 2130 hours of total clinical training for students during their 4 years of course and 1920 clinical hours during the internship. The 3rd year BDS students have 70 hours and 4th year students have 100 hours of clinical training in the department of Pediatric & Preventive dentistry.




Protocol followed for 3rd BDS students –

1st posting	Day 1 -5	Carving of primary Central incisors, canine and Molar for understanding the difference in the morphology of primary and permanent teeth.
	Day 6:	Demo of space maintainers and habit breaking appliances
	Day 7 onwards:	Completion of the appliances along with daily discussions on clinical topics and completion of record.
2nd posting:		Cavity preparation on primary Typhodont teeth and restoration Case history discussion Oral Prophylaxis & Fluoride application on patients and chairside discussions Daily assignments and discussions.

P.R.P. P

PRINCIPAL

M.R. Ambedkar Dental College & Hospital
Bengaluru - 560 005



MATHRUSRI RAMABAI AMBEDKAR DENTAL COLLEGE & HOSPITAL

(Founded by : Ananda Social & Educational Trust)
ISO 9001:2015 CERTIFIED

Affiliated to Rajiv Gandhi University of Health Sciences
Recognised by Dental Council of India

1/36, Cline Road, Cooke Town, Bengaluru - 560 005
Ph: 080 - 2546 0747 www.mradc.in

Protocol Followed for 4th BDS students –


1st Posting	Day 1 – day 3	Discussion on clinical topics
	Day 4 onwards	Oral prophylaxis & Fluoride application, restorations and simple extractions with chairside discussions
		Daily assignments and discussions. End posting examination
2nd posting:		Oral prophylaxis & Fluoride application, restorations and simple extractions with chairside discussions. Daily Assignments End posting examination
Internship Training in Department of Pediatric & Preventive Dentistry		
Discussion on Infection Control Protocol Protocol to Assist Post-graduate Students Oral prophylaxis & fluoride applications, restorations & Simple extractions Project Submission		



P.R.P.

PRINCIPAL

M.R. Ambedkar Dental College & Hospital
Bengaluru - 560 005



MATHRUSRI RAMABAI AMBEDKAR DENTAL COLLEGE & HOSPITAL

(Founded by : Ananda Social & Educational Trust)
ISO 9001:2015 CERTIFIED

Affiliated to Rajiv Gandhi University of Health Sciences
Recognised by Dental Council of India

1/36, Cline Road, Cooke Town, Bengaluru - 560 005
Ph: 080 - 2546 0747 www.mradc.in

DEPARTMENT OF PUBLIC HEALTH DENTISTRY

The institution follows the curriculum specified in the BDS regulation 2007 for acquiring the required clinical competencies during BDS course/ Internship. For Final year BDS a total of 200 hours clinical training and for interns 1920 hours of clinical training is prescribed in the Department of Public Health Dentistry.

Clinical Training Protocol for Final BDS


1st Posting	Day 1- Day 2	Discussion on comprehensive case history recording along with treatment plans both at individual as well as community level.
	Day 3- Day 4	Discussion on Introduction, definition, Ideal requisites, classification of dental indices
	Day 5- Day 6:	Discussion on Oral Hygiene Index and Oral Hygiene Index –Simplified, with demonstration on patient. Demonstrating tooth brushing techniques
	Day 7- Day 8:	Discussion on DMFT and DMFS indices, with demonstration on patient.
	Day 9 Onwards:	Case history recording along with indices plus oral hygiene instructions to the patient.
<p>A total of 5 patients for OHI and OHI-S and 5 patients for DMFT and DMFS. Project submission on health education aid Daily assignment End posting exam</p>		



P.R.P. J P

PRINCIPAL

M.R. Ambedkar Dental College & Hospital
Bengaluru - 560 005



MATHRUSRI RAMABAI AMBEDKAR DENTAL COLLEGE & HOSPITAL

(Founded by : Ananda Social & Educational Trust)
ISO 9001:2015 CERTIFIED

Affiliated to Rajiv Gandhi University of Health Sciences
Recognised by Dental Council of India

1/36, Cline Road, Cooke Town, Bengaluru - 560 005
Ph: 080 - 2546 0747 www.mradc.in


2nd Posting:	Day 1- Day 2:	Discussion on Russel's periodontal Index and CPITN
	Day 3 onwards	Case history recording with index. A total of 5 cases have to be recorded for Russel's and CPITN.
		Discussion and daily assignments Visit to primary health center- to acquaint with activities and primary health care delivery Visit to water purification plant Submission of survey or study End posting exam
Internship Clinical training in the Department of Public Health Dentistry		
<p>10 clinical cases with preventive procedures like pit & fissure sealants, topical fluoride application, ART and PRR</p> <p>Satellite centre posting on rotation basis</p> <p>Attending camps and delivering oral health awareness</p> <p>Organising and leading camps</p> <p>Submission of project at the end of the posting related to health education or awareness</p> <p>Submission of epidemiological survey</p> <p>Dental museum posting on rotation basis</p> <p>Field visits to Primary health care, water purification along with final year BDS students.</p>		



P.R.P.

PRINCIPAL

M.R. Ambedkar Dental College & Hospital
Bengaluru - 560 005



MATHRUSRI RAMABAI AMBEDKAR DENTAL COLLEGE & HOSPITAL

(Founded by : Ananda Social & Educational Trust)
ISO 9001:2015 CERTIFIED

Affiliated to Rajiv Gandhi University of Health Sciences
Recognised by Dental Council of India

1/36, Cline Road, Cooke Town, Bengaluru - 560 005
Ph: 080 - 2546 0747 www.mradc.in

DEPARTMENT OF ORAL PATHOLOGY AND MICROBIOLOGY


	Internship training
1.	Discussion with History Recording and Clinical Examination - 06 cases
2.	Discussion & Exfoliative Cytology Smear Study - 06 cases
3.	A. Ground Section of Anterior Teeth B. Ground Section of Posterior Teeth
4.	Duplicating Cast a. Developmental Anomalies b. Permanent Dentition Cast c. Deciduous Dentition Cast d. Mixed Dentition Cast
5.	Submission of natural teeth a. Anterior 02 nos b. Posterior 02 nos c. Permanent 04 nos d. Deciduous 04 nos
6.	Project submission-1



P.R.P. P

PRINCIPAL

M.R. Ambedkar Dental College & Hospital
Bengaluru - 560 005



MATHRUSRI RAMABAI AMBEDKAR DENTAL COLLEGE & HOSPITAL

(Founded by : Ananda Social & Educational Trust)
ISO 9001:2015 CERTIFIED

Affiliated to Rajiv Gandhi University of Health Sciences
Recognised by Dental Council of India

1/36, Cline Road, Cooke Town, Bengaluru - 560 005
Ph: 080 - 2546 0747 www.mradc.in

DEPARTMENT OF ORAL AND MAXILLOFACIAL SURGERY

The institution follows the curriculum specified in the BDS regulation 2007 and RGUHS curriculum 2011 for acquiring the necessary clinical competencies during the BDS COURSE/INTERNSHIP. In that 3rd BDS students have 90 hours and 4th BDS have 250 hours of clinical training in DEPARTMENT OF ORAL AND MAXILLOFACIAL SURGERY



Protocol followed for III BDS –

1st postings		
1.	Discussion of topics (Local Anaesthesia, Exodontia, Medically compromised and Medical Emergencies, Armamentarium)	
2.	Instrument armamentarium demo	
3.	Exodontia demo	
4.	Hands on exodontia with chairside discussion which is overseen by faculty	
2nd postings		
1.	Discussion of topics as in the first posting	
2.	Performing exodontia which is overseen by faculty	
	*Exodontia quota for 3rd year BDS– 40	

Protocol followed for 4th BDS-

1st postings	
1.	Discussion of topics assigned



MATHRUSRI RAMABAI AMBEDKAR DENTAL COLLEGE & HOSPITAL

(Founded by : Ananda Social & Educational Trust)
ISO 9001:2015 CERTIFIED

Affiliated to Rajiv Gandhi University of Health Sciences
Recognised by Dental Council of India

1/36, Cline Road, Cooke Town, Bengaluru - 560 005
Ph: 080 - 2546 0747 www.mradc.in

2.	Instruments armamentarium demo
3.	Exodontia demo
4.	Hands on exodontia which is overseen by faculty
5.	End posting test
	2nd postings
1.	Discussion of topics assigned
2.	Performing exodontia which is overseen by faculty
3.	End posting test
	Exodontia quota for 4th years -40

Internship Training in Department of Oral and Maxillofacial surgery.


1.	Extraction with case history presentation – 5
2.	Assist/perform impactions- 2
3.	Attend OT'S including case discussion-3
4.	Attend all seminars and case discussions during the postings
	Maintenance of record book to be signed by faculty.



P.R.P.L.P

PRINCIPAL

M.R. Ambedkar Dental College & Hospital
Bengaluru - 560 005



MATHRUSRI RAMABAI AMBEDKAR DENTAL COLLEGE & HOSPITAL

(Founded by : Ananda Social & Educational Trust)
ISO 9001:2015 CERTIFIED

Affiliated to Rajiv Gandhi University of Health Sciences
Recognised by Dental Council of India

1/36, Cline Road, Cooke Town, Bengaluru - 560 005
Ph: 080 - 2546 0747 www.mradc.in

DEPARTMENT OF ORAL MEDICINE AND RADIOLOGY

For training clinical competencies for BDS/internship in Oral Medicine and Radiology, BDS regulation 2007 and RGUHS curriculum 2011 is followed. Total of 110 hours for clinical training for III and IV BDS students are allotted. Theory classes for 3rd BDS is approximately 40 hrs and IV BDS is about 70 hours. The overall clinical competency for III BDS and IV BDS includes:


Oral Medicine:	Chair side recording and discussion of routine cases Detailed recording and presentation of at least 10 special cases Special case recording and discussion Presentation discussion and submission of seminar topics
Oral Radiology:	Intraoral- technique, processing and interpretation IOPAR Normal-10 Pathological -25 Bitewing- Normal-2 Pathological-2 Occlusal -2 normal Extraoral- demonstration, identification and interpretation Specialized imaging technique- demonstration
III BDS:	First posting
Day 1 to day 7:	Clinical discussion
Day 8 onwards:	OP checking
	Posting end test on last day of posting
	Second posting:



P.R.P. P

PRINCIPAL

M.R. Ambedkar Dental College & Hospital
Bengaluru - 560 005




MATHRUSRI RAMABAI AMBEDKAR DENTAL COLLEGE & HOSPITAL

(Founded by : Ananda Social & Educational Trust)
ISO 9001:2015 CERTIFIED

Affiliated to Rajiv Gandhi University of Health Sciences
Recognised by Dental Council of India


1/36, Cline Road, Cooke Town, Bengaluru - 560 005
Ph: 080 - 2546 0747 www.mradc.in

Day 1 to day 5:	radiological discussion
Day 6 onwards:	Normal IOPA radiographs and OP checking
	Posting end test on last day of posting
IV BDS:	First posting:
Day 1 to day 3:	bitewing and occlusal radiography
	6 long cases recoding and discussion 15 pathological IOPAR to be taken and interpreted OP checking Posting end test on last day of posting
	Second posting:
Day 1:	extra oral radiography demonstration
Day 2 onwards:	4 long cases recording and discussion 10 pathological IOPAR to be taken and interpreted Posting end test on last day of posting
Interns:	Op case checking with log book maintenance Intraoral radiographic posting Panoramic radiograph interpretation-5 Special case recording and discussion- 10



P.R.P.P.P

PRINCIPAL
M.R. Ambedkar Dental College & Hospital
Bengaluru - 560 005



MATHRUSRI RAMABAI AMBEDKAR DENTAL COLLEGE & HOSPITAL

(Founded by : Ananda Social & Educational Trust)
ISO 9001:2015 CERTIFIED

Affiliated to Rajiv Gandhi University of Health Sciences
Recognised by Dental Council of India

1/36, Cline Road, Cooke Town, Bengaluru - 560 005
Ph: 080 - 2546 0747 www.mradc.in

DEPARTMENT OF PROSTHODONTICS

The institution follows the curriculum specified in the BDS regulation, 2007 and RGUHS curriculum, 2011 for acquiring the necessary clinical competencies during BDS course/ internship. There is a prescribed total of 1175 hours of theory, practical's and clinical which includes dental material (DM), preclinical prosthodontics(PCP) , third year and final year BDS. On completion of the final year , every student goes through a month long rotatory posting as an intern .

PROTOCOL FOLLOWED FOR FIRST YEAR DM:

(20hrs theory & 40 hrs practicals)

In the first year DM , students are introduced to the various materials used in dentistry and are given demonstrations and hands on experience of handling the materials . the students undergo training in theory in lecture model and by solving assignments. The work done is as follows:


1.	3- Plaster of paris (POP) cubes + 1 pyramid
2.	3-dental stone cubes + 1 pyramid
3.	Internal assessments
4.	Assignments

PROTOCOL FOLLOWED FOR FIRST YEAR PCP: (100hrs of practical's)

The work learnt and submitted are as follows in the first year pre clinical prosthodontics :



1. Anatomical landmarks
2. Spacer designs
3. Special trays



MATHRUSRI RAMABAI AMBEDKAR DENTAL COLLEGE & HOSPITAL

(Founded by : Ananda Social & Educational Trust)
ISO 9001:2015 CERTIFIED

Affiliated to Rajiv Gandhi University of Health Sciences
Recognised by Dental Council of India

1/36, Cline Road, Cooke Town, Bengaluru - 560 005
Ph: 080 - 2546 0747 www.mradc.in

4. Denture base in cold cure acrylic
5. Occlusal rims
6. Mounting
7. Internal assessments
8. Assignments

PROTOCOL FOLLOWED FOR SECOND YEAR DM

(80hrs of theory & 240 hrs of practicals)

The students are trained to manipulate and work with a variety of impression and acrylic materials .Students also submit assignments and face the internal assessments tests.

1. Alginate impression & pouring cast with inversion technique using dental stone
2. Impression compound impression & pouring cast with beading and boxing technique using dental plaster
3. Heat cure manipulation
4. ZOE manipulation
5. Internal assessments
6. Assignments


PROTOCOL FOLLOWED FOR SECOND YEAR PCP:


(25hrs of theory & 200 hrs of practicals)

Each practical step is demonstrated twice on different dates for the benefit of the under graduate students.

The following are learnt by the students:

1. Denture base in heat cure acrylic
2. 7 teeth arrangements in class 1





MATHRUSRI RAMABAI AMBEDKAR DENTAL COLLEGE & HOSPITAL

(Founded by : Ananda Social & Educational Trust)
ISO 9001:2015 CERTIFIED

Affiliated to Rajiv Gandhi University of Health Sciences
Recognised by Dental Council of India

1/36, Cline Road, Cooke Town, Bengaluru - 560 005
Ph: 080 - 2546 0747 www.mradc.in

3. 1 teeth arrangements in class 2
4. 1 teeth arrangements in class 3
5. 3 teeth arrangement in internal assessment
6. Acrylisation of denture with finishing and polishing
7. Internal assessments
8. Assignments

PROTOCOL FOLLOWED FOR THIRD YEARS:

(30hrs of theory & 70 hrs of clinicals)

Batches of students are posted in the department and they start working on patients in third year after demonstrations. The following is the prescribed work in the third year:

1. 5 RPDs including 1 distal extension RPD
2. End Posting evaluation 1st and 2nd posting
3. Assignments
4. Internal assessments


PROTOCOL FOLLOWED FOR FINAL YEAR:

(80hrs of theory & 290 hrs of clinicals)



Clinical skills are taught for batches of students who are posted in the department .Thorough discussions are done before treating the patients . Demonstrations are given and repeat of the same is done as per students skill.

1. 3 CDs
2. Typhodont tooth preparation on anteriors - All ceramic – 5 and PFM – 5
3. End Posting evaluation 1st and 2nd posting
4. Assignments
5. Internal assessments



MATHRUSRI RAMABAI AMBEDKAR DENTAL COLLEGE & HOSPITAL

(Founded by : Ananda Social & Educational Trust)
ISO 9001:2015 CERTIFIED

Affiliated to Rajiv Gandhi University of Health Sciences
Recognised by Dental Council of India

1/36, Cline Road, Cooke Town, Bengaluru - 560 005
Ph: 080 - 2546 0747 www.mradc.in

DEPARTMENT OF ORTHODONTICS

Protocol followed for 2nd BDS students

No. of classes allotted: 1 class (2hrs) per week.

Quota: Basic wire bending exercises – 6 exercises – 10 numbers

Protocol followed for 3rd BDS students

No. of classes allotted: 1 class (2hrs) per week and 2 rounds of postings.

Exercises :

Clasps, Springs, Canine retractors, Labial Bows, Appliance fabrication. Before starting a new exercise discussion for that topic should be given.

Protocol followed for 4th BDS students

In 4th BDS, students have 2 rounds of postings.

Exercises:

Cephalometric tracings – 5 cases

Making upper and lower Alginate impressions – 1 case

Study model preparation – 1 case


Model Analysis – 5 cases

Case History Discussion – 1 case

Case History taking in detail with diagnosis and treatment planning – 5 cases

Before starting a new exercise discussion for that topic should be given.





MATHRUSRI RAMABAI AMBEDKAR DENTAL COLLEGE & HOSPITAL

(Founded by : Ananda Social & Educational Trust)
ISO 9001:2015 CERTIFIED

Affiliated to Rajiv Gandhi University of Health Sciences
Recognised by Dental Council of India

1/36, Cline Road, Cooke Town, Bengaluru - 560 005
Ph: 080 - 2546 0747 www.mradc.in

At the end of each round of postings, end posting exam will be conducted

Interns

Detailed diagnostic procedures for 5 patients

Cold-cure / heat-cure acrylization of simple Orthodontic appliances - 5 Cases

Wire bending for removable appliances and space maintainers including welding and heat treatment procedure. - 5 Cases

Soldering exercises, banding & bonding procedures - 2 Cases

Treatment planning options and decisions.

Making of bands, bonding procedures and wire insertions.

Use of extra oral anchorage and observation of force values.

Retainers.

Observe handling of patients with oral habits causing malocclusions.

DEPARTMENT OF CONSERVATIVE DENTISTRY & ENDODONTICS

II BDS Pre-Clinical Exercises

1. Preparation of Tooth models in plaster and preparation of cavities and restoration with modelling wax.

a. Incisors - 4 Nos.

b. Pre-Molars - 2 Nos.


c. Molars - 8 Nos. 30 Hours



P.R.P.L.P

PRINCIPAL

M.R. Ambedkar Dental College & Hospital
Bengaluru - 560 005



MATHRUSRI RAMABAI AMBEDKAR DENTAL COLLEGE & HOSPITAL

(Founded by : Ananda Social & Educational Trust)
ISO 9001:2015 CERTIFIED

Affiliated to Rajiv Gandhi University of Health Sciences
Recognised by Dental Council of India

1/36, Cline Road, Cooke Town, Bengaluru - 560 005
Ph: 080 - 2546 0747 www.mradc.in

To prepare wax pattern and one to be casted (15 hours)

IV. a. Pulp capping : Direct/ Indirect on extracted teeth

b. Pulpotomy on extracted posterior teeth

c. Root canal access cavity opening on Upper Central incisor. (Extracted Tooth)

V. Demonstration of Light cure composite and Glass Ionomer Restorations.

VI. Demonstration of Instrumentation and Obturation of root canal.

VII. Demonstration - Wax pattern, investing, casting, polishing and cementation of cast restoration. (15 hours)

VIII. SPOTTER demonstration

IX. INTERNAL ASSESSMENT (3 practicals)

X. SEMINAR presentation by student (1 per student)



Discussion on concerned topic will be conducted prior to the exercise.

PROTOCOL 2ND BDS DENTAL MATERIALS PRACTICAL

Demonstration of manipulation of all materials for a batch not more than 8 students.

Exercises to be done by each student:


1. Cements - manipulation and studying setting time and working time for luting, base & restoration.

a. Zinc phosphate cement

P.R.P. P

PRINCIPAL

M.R. Ambedkar Dental College & Hospital
Bengaluru - 560 005



MATHRUSRI RAMABAI AMBEDKAR DENTAL COLLEGE & HOSPITAL

(Founded by : Ananda Social & Educational Trust)
ISO 9001:2015 CERTIFIED

Affiliated to Rajiv Gandhi University of Health Sciences
Recognised by Dental Council of India

1/36, Cline Road, Cooke Town, Bengaluru - 560 005
Ph: 080 - 2546 0747 www.mradc.in

b. Zinc polycarboxylate cement

c. Glass ionomer cement

d. Zinc oxide eugenol cement


2. Silver Amalgam - manipulation, trituration.


Discussion of concerned cement/material will be conducted during the manipulation session.

PROTOCOL FOLLOWED FOR 3rd YEAR BDS STUDENTS-

1ST POSTING

DAY 1 -	Case history recording, diagnosis and treatment planning.
DAY 2 -	Clinical examination and use of various diagnostic aids.
DAY 3 ONWARDS-	Daily discussion & various restorative treatment on patients CLASS I Amalgam Restoration -10 Glass Ionomer Restoration -10 CLASS II Amalgam restoration -2 Composite restorations -2
DAY 4 –	demo for composite restoration
DAY 5 –	demo for access opening on extracted tooth
DAY 6 –	demo for Working length & BMP on extracted tooth
DAY 7 –	demo for Obturation on extracted tooth END POSTING EXAM





MATHRUSRI RAMABAI AMBEDKAR DENTAL COLLEGE & HOSPITAL

(Founded by : Ananda Social & Educational Trust)
ISO 9001:2015 CERTIFIED

Affiliated to Rajiv Gandhi University of Health Sciences
Recognised by Dental Council of India


1/36, Cline Road, Cooke Town, Bengaluru - 560 005
Ph: 080 - 2546 0747 www.mradc.in

PROTOCOL FOLLOWED FOR 4TH BDS STUDENTS-


1ST POSTING

DAY 1	- Case history recording, diagnosis and treatment planning.
DAY 2 -	Clinical examination and use of various diagnostic aids.
DAY 3 onwards -	Daily discussion & various restorative treatment on patients Pit and fissure sealants -10 Pulp Capping-5 Composite restorations in anterior teeth-10 Composite restorations in posterior teeth-5 CLASS II Amalgam restoration-5
DAY 4 –	demo for cast inlay restoration
DAY 5 –	demo for post and core
DAY 6 –	demo for molar endodontics
DAY 7 –	demo for Tooth coloured inlays,onlays, crowns. END POSTING EXAM

2nd POSTING



DAY 1	onwards daily assignments and clinical exercise Anterior RCT-2 Posterior composite -5 Class II amalgam -5
DAY 2	demo for diastema closure
DAY 3	demo for inoffice bleaching



MATHRUSRI RAMABAI AMBEDKAR DENTAL COLLEGE & HOSPITAL

(Founded by : Ananda Social & Educational Trust)
ISO 9001:2015 CERTIFIED

Affiliated to Rajiv Gandhi University of Health Sciences
Recognised by Dental Council of India

1/36, Cline Road, Cooke Town, Bengaluru - 560 005
Ph: 080 - 2546 0747 www.mradc.in

DAY 4	demo for veneers END POSTING EXAM
-------	--------------------------------------

DEPARTMENT OF ORAL MEDICINE AND RADIOLOGY

The institution follows the curriculum specified in the BDS regulation 2007 and RGUHS curriculum 2011 for acquiring the necessary clinical competencies during BDS course/internship. There is a prescribed 2130 hours of total clinical training for the students during their 4 years of course and 1920 clinical hours during the internship. In that, the 3rd BDS students have 20 hours of theory (12 hours of Oral Medicine and 8 hours of Radiology) with 70 hours of practical and 4th BDS students have 45 hours of theory and 100 hours of practical training in the


Protocol followed for 3rd BDS students –

Teaching Program



Friday: 8 AM-9 AM - THEORY

S. No	Topics
1.	Case History
2.	Diseases of Pulp and Periapical tissues
3.	Radiation Physics
4.	Radiation Biology
5.	Intraoral Radiographic Techniques- IOPA, Bitewing, Occlusal




MATHRUSRI RAMABAI AMBEDKAR DENTAL COLLEGE & HOSPITAL

(Founded by : Ananda Social & Educational Trust)
ISO 9001:2015 CERTIFIED

Affiliated to Rajiv Gandhi University of Health Sciences
Recognised by Dental Council of India

1/36, Cline Road, Cooke Town, Bengaluru - 560 005
Ph: 080 - 2546 0747 www.mradc.in

6.	Object Localization
7.	Faulty Radiographs
8.	Nutritional Disorders
9.	Endocrine Disorders
10.	Orofacial Pigmentation
11.	Blood disorders




CLINICAL DISCUSSIONS

S. No	Topics
1.	Definitions in Oral Medicine
2.	Case History and Examination of the Patient
3.	Examination of Lesions
4.	Diseases of Pulp and Periapical tissues
5.	Diseases of the Periodontium

P.R.P.

PRINCIPAL

M.R. Ambedkar Dental College & Hospital
Bengaluru - 560 005



MATHRUSRI RAMABAI AMBEDKAR DENTAL COLLEGE & HOSPITAL

(Founded by : Ananda Social & Educational Trust)
ISO 9001:2015 CERTIFIED

Affiliated to Rajiv Gandhi University of Health Sciences
Recognised by Dental Council of India

1/36, Cline Road, Cooke Town, Bengaluru - 560 005
Ph: 080 - 2546 0747 www.mradc.in

6.	Spread of Oral Infection
7.	Analgesics
8.	Antibiotics

CLINICAL DISCUSSIONS IN RADIOLOGY

S. No	Topics
1.	Normal Anatomic Landmarks of Maxilla and Mandible
2.	Radiographic Appearances of Periapical disorders




Protocol followed for 4th BDS students –

1. Within the first 3 days of posting basic radiology discussion will be taken by the staff on rotation.
2. After the discussion and demonstration of acquisition of Intra oral radiographs. The students have to attend the basic radiology viva and only after the completion of viva, the students are allowed to start taking their radiographs and interpretation quota.
3. Standardized Quota for clinical case history taking with radiographic investigation and interpretation – maximum 15

P.R.P.

PRINCIPAL

M.R. Ambedkar Dental College & Hospital
Bengaluru - 560 005



MATHRUSRI RAMABAI AMBEDKAR DENTAL COLLEGE & HOSPITAL

(Founded by : Ananda Social & Educational Trust)
ISO 9001:2015 CERTIFIED

Affiliated to Rajiv Gandhi University of Health Sciences
Recognised by Dental Council of India

1/36, Cline Road, Cooke Town, Bengaluru - 560 005
Ph: 080 - 2546 0747 www.mradc.in

4. Standardized Quota for radiographic interpretation – 25

Teaching Program

Monday: 1.30 PM-2.30 PM

Wednesday: 8 AM-9 AM

THEORY




S. No	Topics
1.	Red and White lesions Potentially Malignant disorders
2.	Ulcerative and Vesiculobullous lesions
3.	Orofacial pain
4.	Salivary gland disorders
5.	Autoimmune diseases
6.	Oral cancer & Radiotherapy
7.	TMJ disorders
8.	Medical Emergencies in Dental Practice
9.	Dental Considerations in Medically Compromised Patients

P.R.P.

PRINCIPAL

M.R. Ambedkar Dental College & Hospital
Bengaluru - 560 005



MATHRUSRI RAMABAI AMBEDKAR DENTAL COLLEGE & HOSPITAL

(Founded by : Ananda Social & Educational Trust)
ISO 9001:2015 CERTIFIED

Affiliated to Rajiv Gandhi University of Health Sciences
Recognised by Dental Council of India

1/36, Cline Road, Cooke Town, Bengaluru - 560 005
Ph: 080 - 2546 0747 www.mradc.in

10.	Forensic Odontology
11.	Oral Manifestations of AIDS
12.	Tongue Disorders
13.	Diseases of Maxillary Sinus
14.	Maxillofacial Trauma
15.	Specialized Radiographic Techniques- CT, MRI, PET, Scintigraphy, Digital Radiography
16.	Extraoral Radiology- Panoramic Radiography
17.	Contrast Radiography- Sialography, Arthrography
18.	Laboratory Investigations




CLINICAL DISCUSSIONS

S. No	Date	Topics	
1.		Revision of Case History/Pulp and Periapical Diseases	

P.R.P.P

PRINCIPAL

M.R. Ambedkar Dental College & Hospital
Bengaluru - 560 005



MATHRUSRI RAMABAI AMBEDKAR DENTAL COLLEGE & HOSPITAL

(Founded by : Ananda Social & Educational Trust)
ISO 9001:2015 CERTIFIED

Affiliated to Rajiv Gandhi University of Health Sciences
Recognised by Dental Council of India

1/36, Cline Road, Cooke Town, Bengaluru - 560 005
Ph: 080 - 2546 0747 www.mradc.in

2.		Pharmacotherapy/Prescription	
3.		Red/White Lesions/Potentially Malignant Disorders	
		1. Oral Candidiasis	
		2. Leukoplakia	
		3. Lichen Planus	
		4. Oral Submucous fibrosis	
		5. Oral Cancer	
4.		Ulcerative, Vesiculobullous lesions	
		1. Herpes simplex, Varicella Zoster infections	
		2. Recurrent Aphthous Stomatitis	
		3. Erythema Multiforme	


RADIOLOGY

S. No	Topics
1.	Demonstration of Intraoral Radiographic Techniques with Processing

P.R.P.

PRINCIPAL

M.R. Ambedkar Dental College & Hospital
Bengaluru - 560 005



MATHRUSRI RAMABAI AMBEDKAR DENTAL COLLEGE & HOSPITAL

(Founded by : Ananda Social & Educational Trust)
ISO 9001:2015 CERTIFIED

Affiliated to Rajiv Gandhi University of Health Sciences
Recognised by Dental Council of India

1/36, Cline Road, Cooke Town, Bengaluru - 560 005
Ph: 080 - 2546 0747 www.mradc.in

2.	Interpretation of Normal Anatomic Landmarks
3.	Radiographic Interpretation of Periapical Diseases
4.	Demonstration of Extraoral Radiographic Techniques
5.	Radiographic Interpretation of Jaw Lesions

TESTS

1. Problem Based Learning
2. Radiology viva
3. Final internal clinics
4. First internal assessment-theory
5. Second internal assessment-theory
6. Final internal assessment-theory
7. Final internal grand viva
8. University examination




Internship training in Department of Oral Medicine and Radiology

1. Standardized examination of patients - on average minimum of 10 cases/working day for a posting of 1 month

P.R.P.L.P

PRINCIPAL

M.R. Ambedkar Dental College & Hospital
Bengaluru - 560 005



MATHRUSRI RAMABAI AMBEDKAR DENTAL COLLEGE & HOSPITAL

(Founded by : Ananda Social & Educational Trust)
ISO 9001:2015 CERTIFIED

Affiliated to Rajiv Gandhi University of Health Sciences
Recognised by Dental Council of India

1/36, Cline Road, Cooke Town, Bengaluru - 560 005
Ph: 080 - 2546 0747 www.mradc.in

2. Exposure to clinical, pathological laboratory procedures and minor biopsy procedures - Assisting post graduate students

3. Effective training in taking of Radiographs: by posting them on rotation during one month posting and given training on acquiring Intra oral radiographs including full mouth, periapical, bitewing and occlusal radiographs, also posted in digital radiology section for training on acquiring orthopantomograph, Lateral cephalogram and also given training on acquiring CBCT.



P.R.P.

PRINCIPAL

M.R. Ambedkar Dental College & Hospital
Bengaluru - 560 005